

Welcome to Virtual Fairs of Moldova

Exhibitor Registration Guide



VISIT www.virtual-fairs.md

If you are here, you are definitely interested in one of our events.


Click on [Exhibitions](#) button and choose the event you want to attend!



VISIT www.virtual-fairs.md


Are you on the page of the exhibition you would like to visit?
Continue with registration!

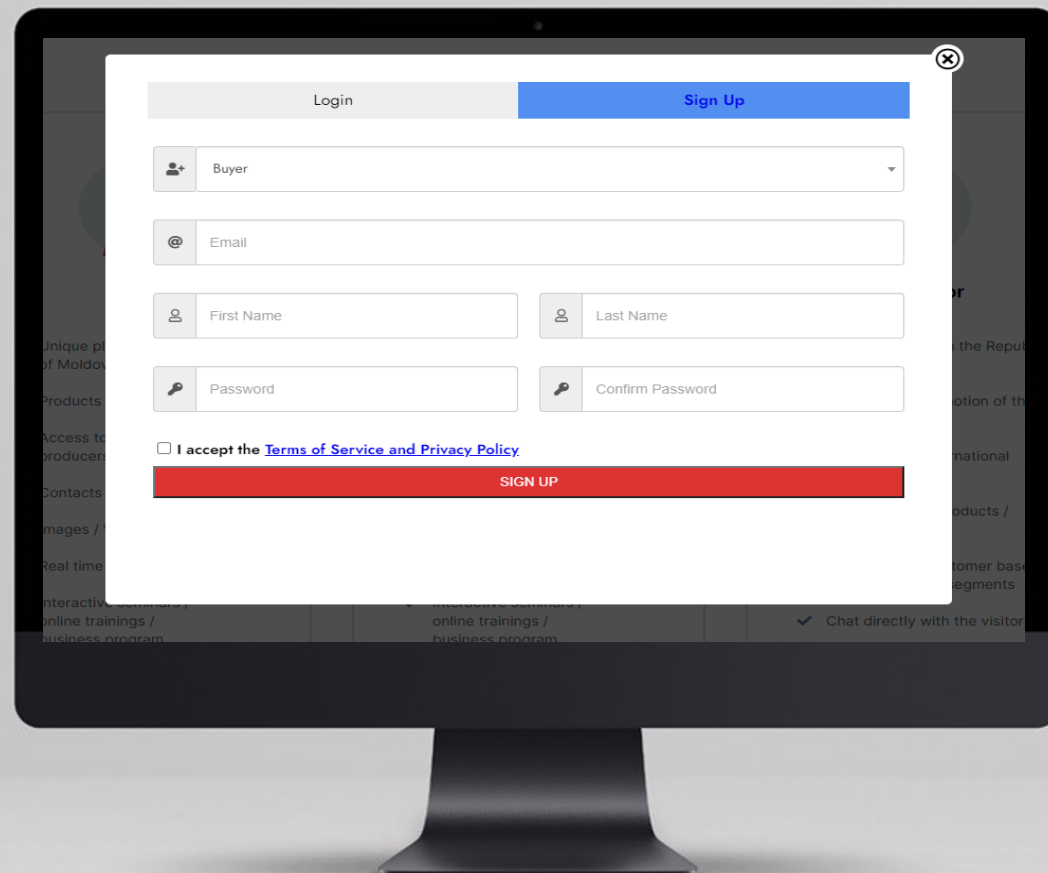
Click on **Registration** button and go to the next step!



HOW TO REGISTER AS A EXHIBITOR:

- 1 Choose the type of participation: **Exhibitor**
- 2 Sing-up by writing: **E-mail address** > **Your First Name** and **Last Name** > **Password**
Password*: Will be of your choice and easy to remember.
- 3 Accept the Terms of Services and Privacy Policy and **Sign up**.

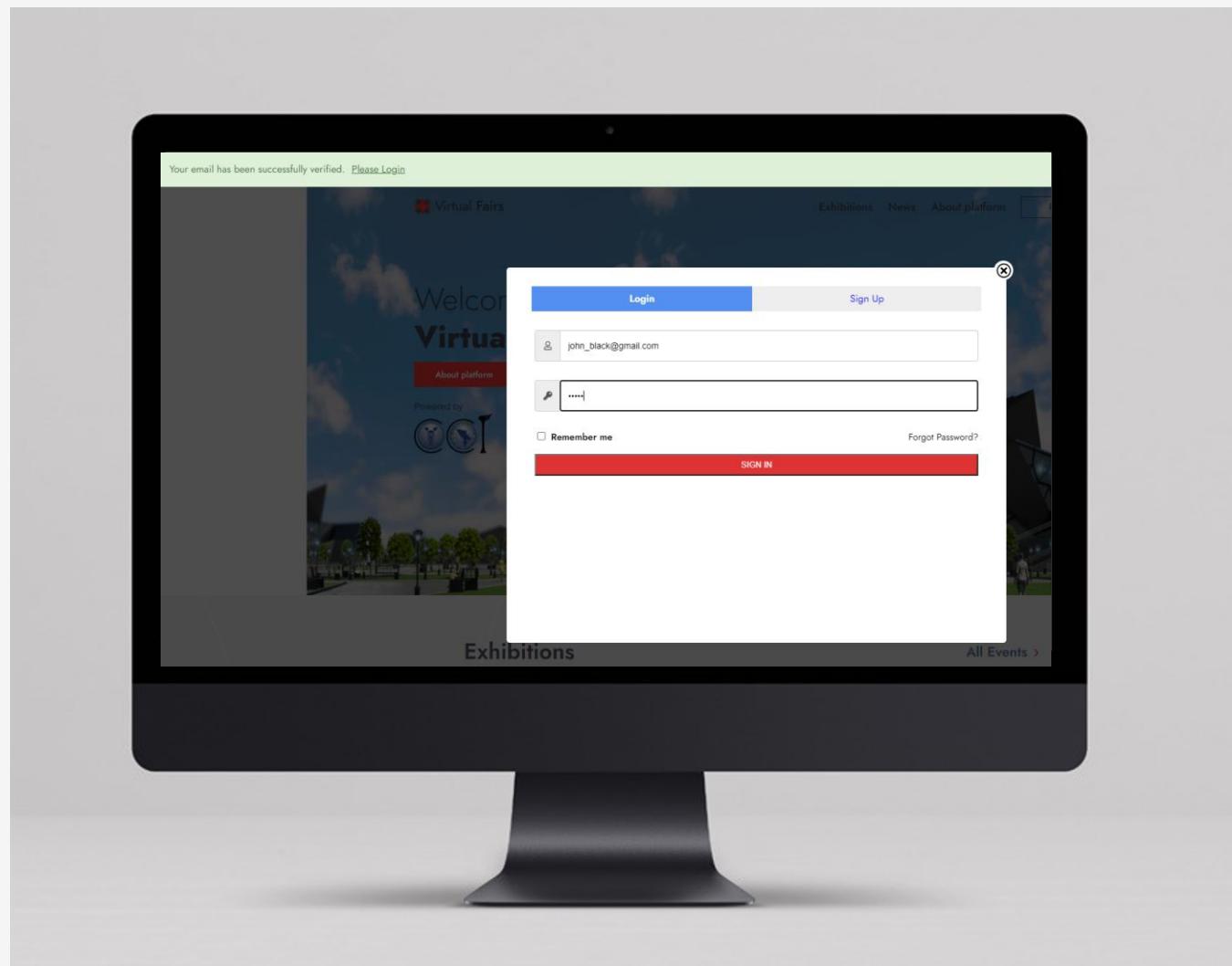
- 4 If this  instruction appears on your screen, know that you are at the last click to be registered. The last **Click** is in your email inbox.



WHAT HAPPENS AFTER REGISTRATION?

After confirming the email address from your inbox, get back on the platform.

Now, please [Login](#) with the email address and password indicated at registration.



WORK ON IN YOUR BACK OFFICE

1

If after logging in, you don't get directly to your back office, know that you can always do it by clicking > **Control Panel** button.

2

In the back-office fill the fields of **My Company** with the information requested by the organizers, especially those indicated with the asterisk * then click on the right button > **Submit for Review**



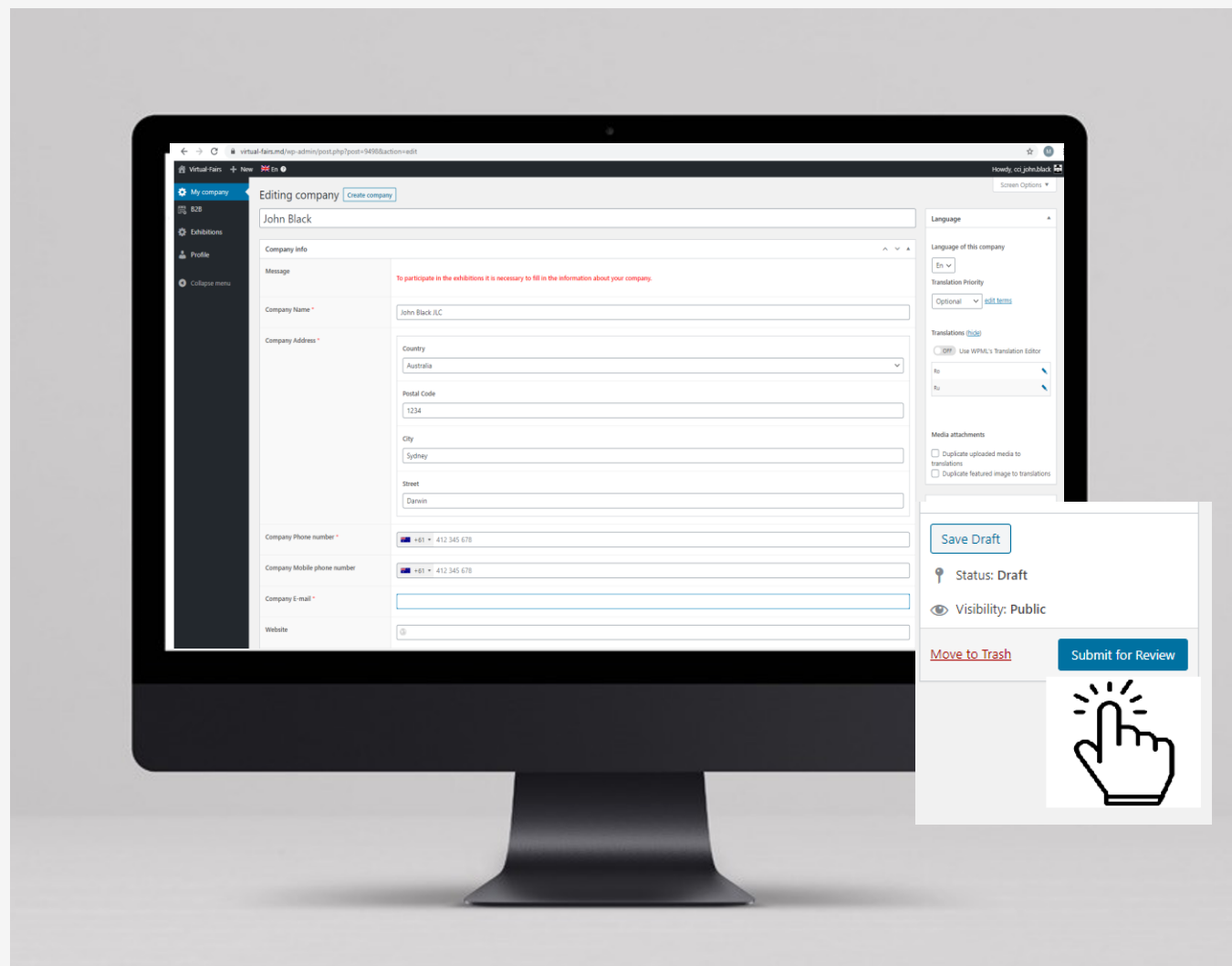
ATTENTION!

Submit for Review !!!

..otherwise your information will not be saved and you will have to repeat the data entry.

Virtual Fairs Moldova Team will analyze the information provided by you and if there is nothing doubtful, your participation will be accepted.

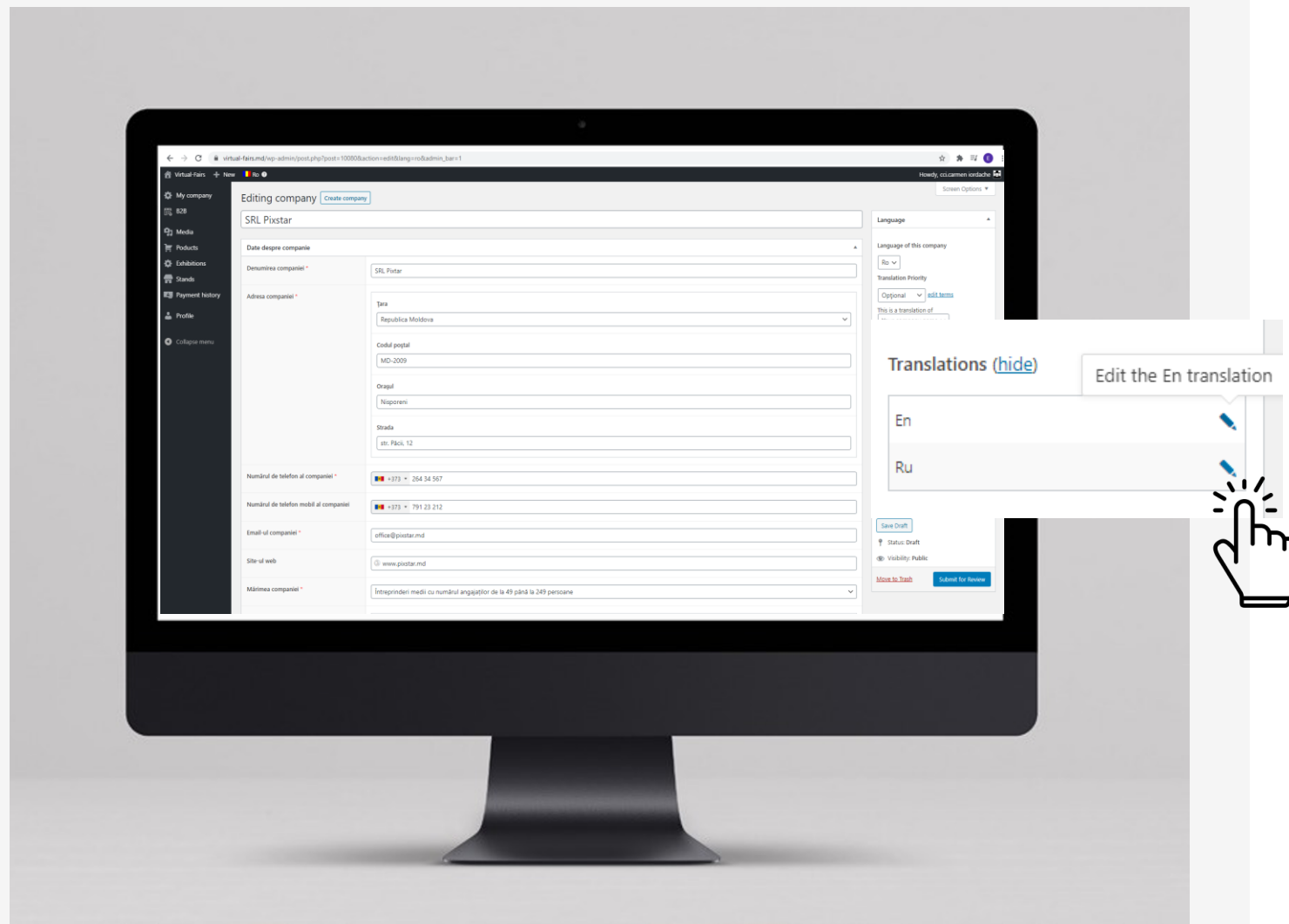
This information, the dates when you can start scheduling the B2B appointments, visit the exhibition or other useful resources you can benefit of will be submitted to the e-mail address you have indicated at registration.



DATA ENTRY INTO OTHER LANGUAGES

Remember!!! You have filled in, saved and sent for verification information only in one language. If you want to be attainable to speakers of other languages available on the platform, follow the steps below.

- 1 On the right side, find the **Translations** button, click on the pencil in one of the languages and the page will automatically change the language.
- 2 When the page has changed, fill in the same data in the selected language. Continue by accepting the **PRIVACY POLICY** > and then > **SUBMIT FOR REVIEW**.
- 3 Repeat the same steps for the 3rd language.



More questions about Virtual Fairs Moldova?

THERE ARE SEVERAL OPTIONS:

Write directly from the platform



Chat with us, we're online!

jivochat

Write us an e-mail



virtualfairs@chamber.md

Call us



+373 22 210 725

